SwiftAgent

WHITEPAPER · V1.0 · OCTOBER 2026

// AI FORECASTS FOR CRYPTO

Stop guessing where crypto goes next

How SwiftAgent forecasts crypto markets, how every call gets scored in public, and how the $SWA token powers the Forecast Arena.

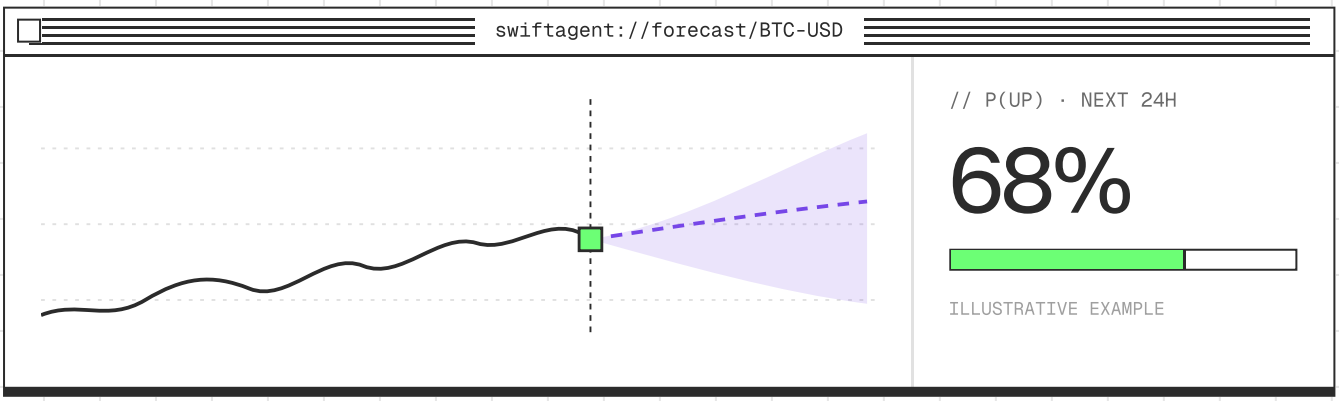

SWIFTAGENT.IO

$SWA · BNB SMART CHAIN

// CONTENTS

What's inside

01	Summary	03
02	The problem	04
03	How SwiftAgent works	05
04	Data	06
05	The forecasting engine	07
06	Keeping score	08
07	Market intelligence	09
08	The AI Analyst	10
09	The Forecast Arena	11
10	The $SWA token	12
11	Tokenomics	13
12	Presale	14
13	Governance	14
14	Roadmap	15
15	Risks and disclaimer	16

About this paper

This paper explains what we're building, how the forecasts work, how the Forecast Arena settles, and where the $SWA token fits in. Parts of the platform are still being built, so some sections describe how things are designed to work rather than what is live today. The roadmap on page 15 shows what ships when. Nothing in here is financial advice.

// 01 · SUMMARY

SwiftAgent in one page

SwiftAgent is an AI forecasting platform for crypto. It reads market data, on-chain activity and what people are saying online, and turns it into a plain probability: how likely a coin is to go up or down over a set window, and by roughly how much.

We started building it because most crypto tools describe what already happened. Charts show yesterday's move, alerts fire after the pump, and the calls people post online are hard to check later. We wanted something that commits to a number ahead of time and then gets graded on it where everyone can see.

The platform has four parts.

Forecasts

A probability and a likely price range for major coins, from one hour out to 30 days out.

Market intelligence

Sentiment tracking, trending topics, and alerts when big wallets or exchange flows move.

AI Analyst

Ask questions in plain English and get answers with the numbers and reasoning behind them.

Forecast Arena

On-chain prediction markets where holders stake $SWA on how things turn out.

$SWA ties these together. Holders get early access to premium forecasts, stake in the Forecast Arena, earn staking rewards, and later vote on how the protocol changes.

NAME	SwiftAgent
TICKER	$SWA
NETWORK	BNB Smart Chain
TOTAL SUPPLY	1,000,000,000 SWA
PRESALE	Open now at swiftagent.io (minimum 0.1 BNB)

// 02 · THE PROBLEM

Crypto moves fast, and nobody keeps score

Crypto trades around the clock and reacts to almost anything. A whale moves coins to an exchange, funding rates flip, a rumour picks up speed on X, and prices move before most people have even seen the news.

The information that matters is spread across exchanges, block explorers, Telegram groups and news sites, and most of it is noise. Traders end up doing one of two things. Some try to watch everything themselves, which isn't realistic for anyone with a day job. Others follow someone else's calls.

The trouble with calls is that nobody keeps score. A confident prediction that turns out wrong is quietly forgotten, while the ones that worked get screenshotted and reposted for months. From the outside it's almost impossible to tell skill from luck.

Most analytics tools don't solve this either. They're good at showing what happened and not built to say what's likely to happen next. When they do predict something, it's usually a vague bullish or bearish label, with no number attached and no way to check it later.

"A forecast is only useful if you can check it afterwards."

We think traders deserve a forecast with a real probability on it, made before the fact, and graded after the fact in public. That's the core of SwiftAgent. Everything else, from the alerts to the AI Analyst to the Forecast Arena, is built on top of it.

From raw data to a number you can use

Every forecast goes through the same path. We collect data, clean it, run it through a set of models, and publish the result. When the forecast window closes, we score it and feed the result back into the models.

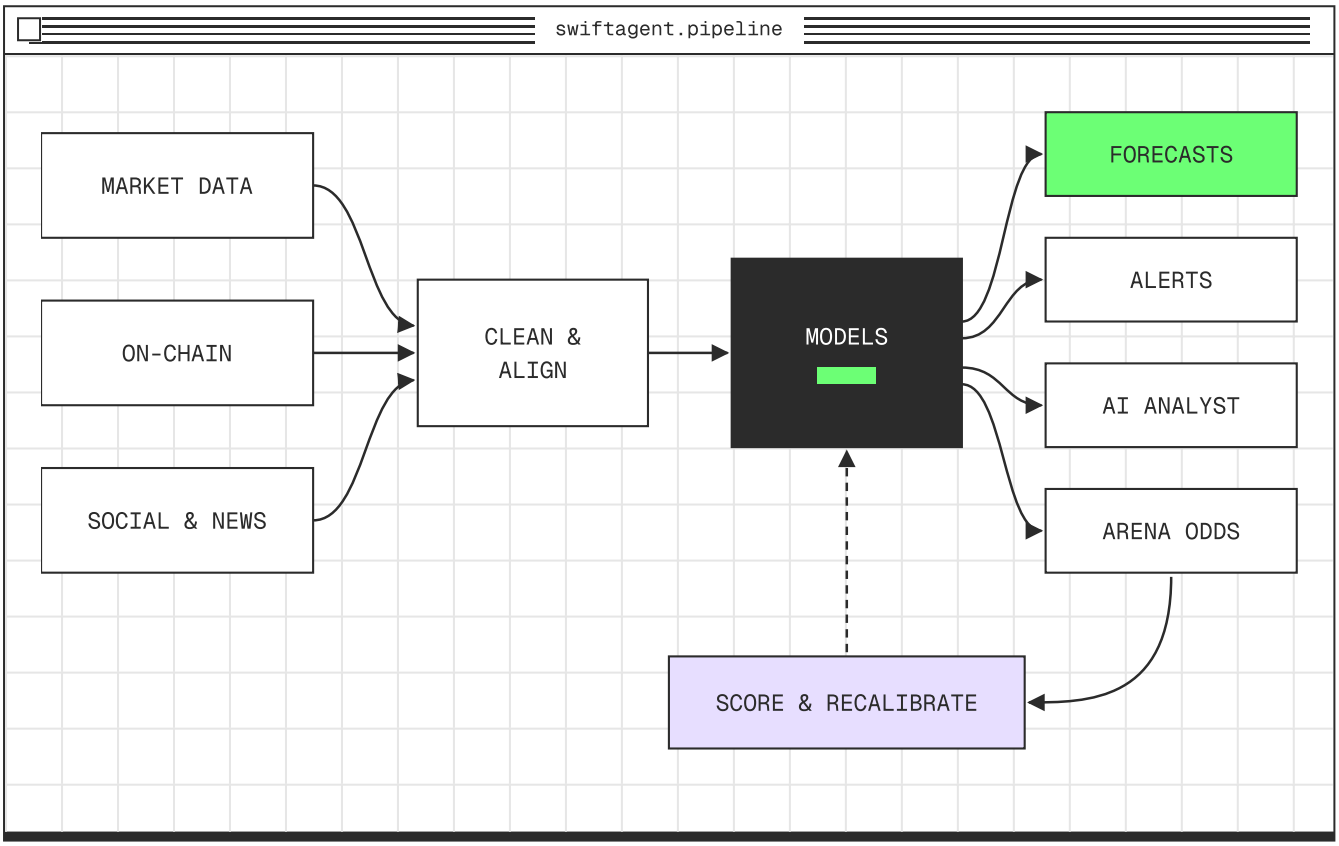

01

Collect

Prices, derivatives, wallet flows and social posts stream in continuously.

02

Forecast

Models turn that data into a probability, a range and a confidence level.

03

Score

Every forecast is graded when its window closes, and the models learn from it.

// 04 · DATA

What the models look at

No single data source is enough to forecast crypto. Price action tells you what the market did, on-chain data tells you what large holders are doing, and social data tells you what people are paying attention to. We combine all three.

SOURCE	EXAMPLES	WHAT IT TELLS US
Market data	Spot prices, trading volume and order book depth from major exchanges	Momentum, volatility and liquidity
Derivatives	Funding rates, open interest and liquidations	How crowded a trade is, and which side is likely to get squeezed
On-chain	Exchange inflows and outflows, large wallet transfers, stablecoin mints and burns	Whether big holders are buying, selling or getting ready to move
Social & news	Posts on X, Telegram channels and crypto news sites	Sentiment, and which topics are starting to trend

Keeping the data honest

Raw data is messy, so a lot of the work happens before any model sees it. We remove duplicate posts and obvious bot activity, line every source up on the same UTC clock, and fill gaps carefully instead of guessing.

The most important rule is that a forecast can only use data that existed at the moment it was made. It sounds obvious, but breaking this rule by accident is the most common way backtests end up looking far better than reality. Every feature we build is checked against this rule before it goes anywhere near a live model.

> **Coverage at launch.** Forecasts start with major assets such as BTC, ETH, BNB, SOL and XRP. More coins are added as their data quality allows, rather than all at once.

// 05 · THE FORECASTING ENGINE

Odds, not opinions

Each forecast answers a simple question: over the next window, is this coin more likely to go up or down, and by how much? The answer comes as a number you can weigh against your own view.

What every forecast includes

- → **P(up)** is the probability that the price is higher at the end of the window.
- → **Expected range** covers where the price is likely to land, shown as a low and a high estimate.
- → **Confidence** reflects how much the models agree with each other.
- → **Drivers** list the few signals that pushed the forecast one way or the other.

Five horizons

Forecasts are published for 1 hour, 4 hours, 1 day, 7 days and 30 days, and refreshed as new data arrives.

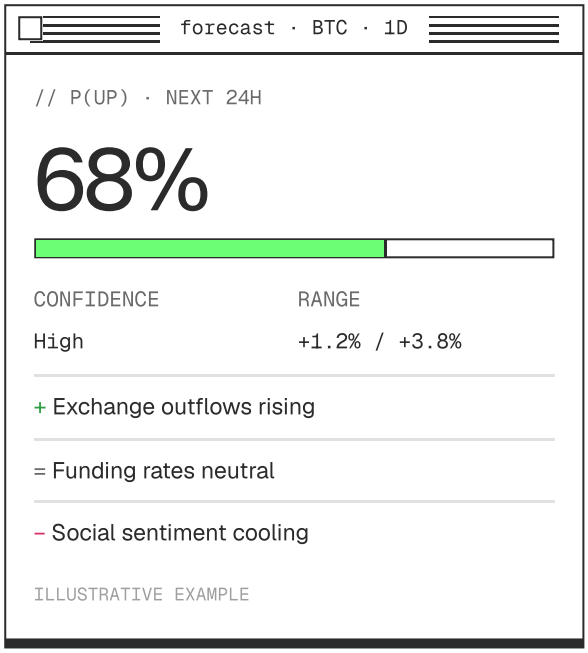

How the models work

There isn't one big model. A few different models each look at the problem their own way. Tree-based models handle structured signals like funding and flows well. Sequence models pick up patterns in price and volume over time. A language model, fine-tuned on crypto text, scores the sentiment of posts and headlines.

Their outputs are combined and then calibrated, which means adjusted so the probabilities mean what they say. If SwiftAgent says 70% across a hundred forecasts, roughly seventy of them should come true. A 68% forecast will still be wrong about a third of the time. That's expected, and it's why we score forecasts in bulk rather than one at a time.

// 06 · KEEPING SCORE

Every call is on the record

A track record only means something if it can't be edited after the fact. So before a forecast window opens, we lock the forecast in, and when it closes, anyone can check what we said against what happened.

BEFORE

Commit

The forecast (asset, window, probability, range and timestamp) is hashed, and the hash is published on BNB Smart Chain before the window opens.

AFTER

Reveal and score

When the window closes, the full forecast is published. Anyone can confirm it matches the hash, then we score it against the actual price.

How we score

The main score is the Brier score. For each forecast it's the squared gap between the probability we gave and what happened, where an up move counts as 1 and a down move as 0.

```
Brier = (p − outcome)²   ·   lower is better
```

Saying 68% on a move that happens scores 0.10. Saying 68% on a move that doesn't scores 0.46. Always answering 50% scores 0.25, so any useful model has to beat that.

We also publish calibration charts like the one on the right, plus results broken down by model, asset and horizon. Misses stay on the record next to the hits.

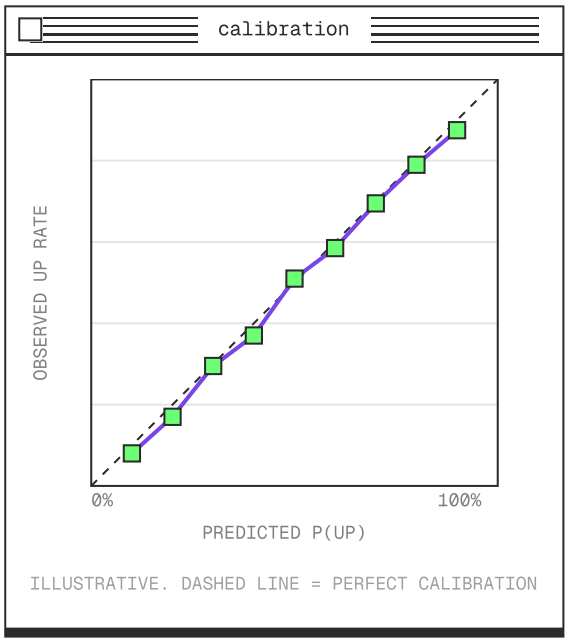

Hear about it early

A lot of big moves show warning signs first. Chatter picks up, an old whale wallet wakes up, or coins start leaving exchanges. The intelligence tools surface those signs on their own, without waiting for a forecast window.

01

Sentiment tracking

Each tracked asset gets a sentiment score from –100 to +100, updated through the day from posts on X, Telegram channels and crypto news. Accounts that look automated are filtered out or weighted down, so a burst of bot posts doesn't swing the score. You can see the score over time and the posts that moved it most.

02

Trending topics

SwiftAgent groups posts into topics such as AI agents, real-world assets or a specific token launch, and tracks how fast each one is growing. When a topic starts picking up much faster than normal, it gets flagged, along with the coins most often mentioned alongside it.

03

Whale and flow alerts

Alerts fire when a large wallet moves funds, when exchange inflows or outflows jump well above their usual range, or when large amounts of stablecoins are minted or burned. You choose the coins and the size threshold. Alerts show up in the app first, with Telegram and push notifications following on the roadmap.

A note on alerts. An alert means something unusual happened, not that the price will move a certain way. That's why alerts link back to the current forecast, so you can see whether the models think it matters.

// 08 · THE AI ANALYST

Ask it anything

The AI Analyst is a chat interface on top of everything above. You type a question the way you'd ask a friend who trades, and it answers with the odds and the data behind them.

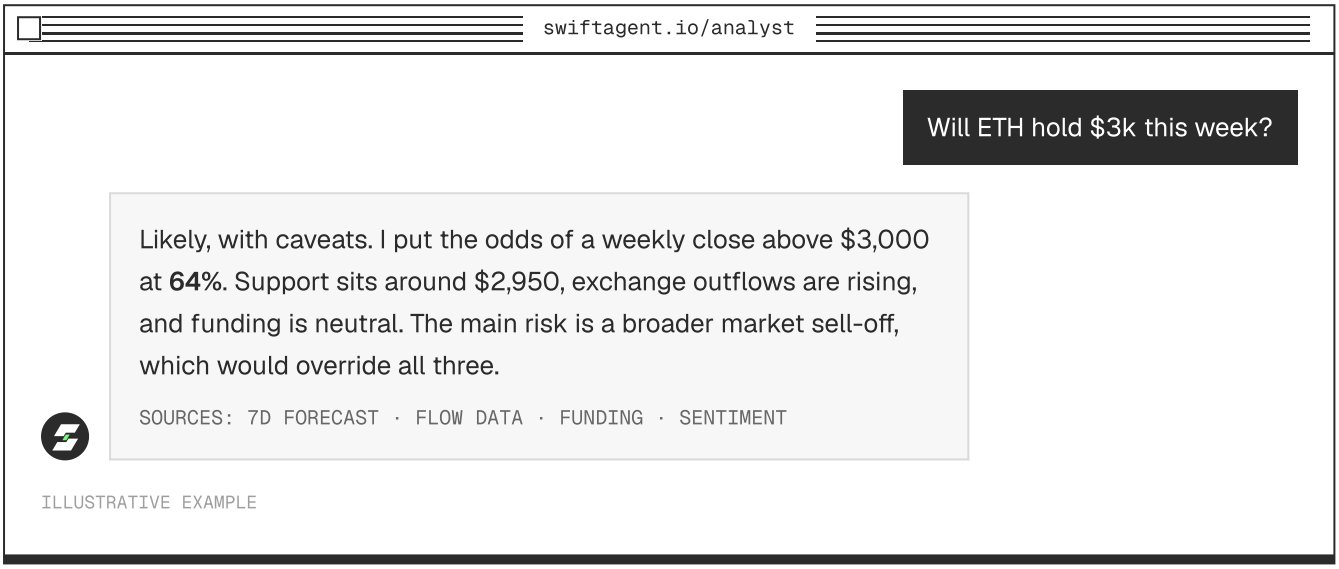

Grounded in live data

General-purpose chatbots are confident about crypto prices they've never seen. The Analyst works differently. Before it answers, it pulls the current forecasts, price levels, flows and sentiment for the coins in your question, and builds its answer from those. Every answer lists the data it used, so you can check it.

What it won't do

It won't tell you what to buy or how much to put in, and it doesn't know your finances. It also won't pretend to be certain. When the data is mixed, it says so. It's there to help you reason about a trade, not to make the decision for you.

The Analyst also reads charts for any supported pair, picking out patterns, support and resistance, and what the main indicators are saying.

// 09 · THE FORECAST ARENA

Think you can beat the AI?

The Forecast Arena is a set of on-chain prediction markets on BNB Smart Chain. Each market asks a yes or no question about crypto, holders stake $SWA on an answer, and the result settles on-chain.

01 · OPEN	02 · STAKE	03 · RESOLVE	04 · SETTLE
A market goes live with a clear question and written rules for how it resolves.	Holders stake $SWA on YES or NO until the market locks.	A price oracle reports the outcome at the deadline.	The winning side splits the pool. Payouts are claimed on-chain.

How payouts work

Markets use a shared pool. All stakes go into one pot, a small protocol fee is taken, and the rest is split between the winners in proportion to how much they staked. The fee is set by governance; the example below assumes 2%.

"Will BTC close above $150K on Dec 31?"

YES pool	62,000 SWA
NO pool	38,000 SWA
Fee (2% example)	2,000 SWA
Paid to winners	98,000 SWA

You stake **1,000 SWA on YES** and YES wins. Your share of the YES pool is 1,000 / 62,000, so your payout is:

`1,000 / 62,000 × 98,000 ≈ 1,580.65 SWA`

If NO wins, the 1,000 SWA you staked goes to the NO side.

The AI is in the leaderboard, not the pool

Every market shows our model's probability next to the crowd's. The AI also has a spot on the seasonal leaderboard so you can see how it compares, but it never stakes in the pools. Leaderboards rank forecasters by accuracy over the season, not by how much they staked, and the top forecasters earn $SWA rewards from the Staking & Rewards allocation.

What $SWA is for

$SWA is the token that runs SwiftAgent. It isn't a share in a company and doesn't promise any return. It's how you get access to the platform, take part in the Forecast Arena, and later help steer the protocol.

NAME	SwiftAgent
TICKER	$SWA
STANDARD	BEP-20 on BNB Smart Chain
TOTAL SUPPLY	1,000,000,000 SWA

01

Premium access

Holding or staking $SWA unlocks premium forecasts, longer horizons and custom alerts. Presale buyers get early access when these launch.

02

Forecast Arena

$SWA is the only token used to stake on Arena markets and the token that payouts and leaderboard rewards are paid in.

03

Staking rewards

Holders can stake $SWA to earn rewards from the Staking & Rewards allocation. The reward rate will be announced before staking goes live.

04

Governance

From Q4 2027, holders vote on protocol settings such as Arena fees, which markets get listed and how rewards are distributed.

> **Stay safe.** Only use official links from swiftagent.io. We will never message you first asking for funds, seed phrases or private keys.

How the one billion tokens are split

The biggest share goes to staking and rewards for the people who actually use SwiftAgent. The team and advisors together hold 11%.

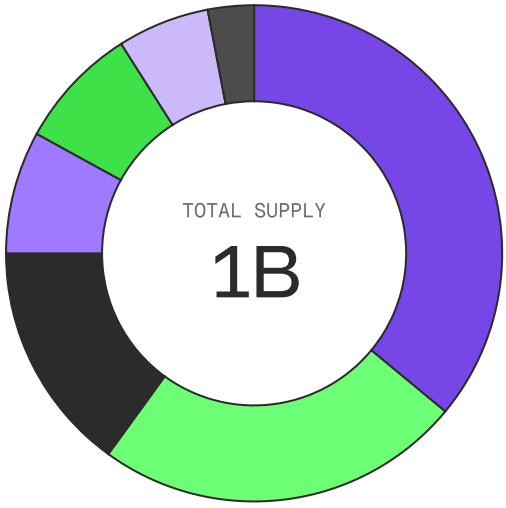

ALLOCATION	%	TOKENS
Staking & Rewards	36%	360,000,000
Presale	24%	240,000,000
Liquidity	15%	150,000,000
Team	8%	80,000,000
Airdrop & Community	8%	80,000,000
Marketing & Partnerships	6%	60,000,000
Advisors	3%	30,000,000
Total	**100%**	**1,000,000,000**

Staking & Rewards · 36%

Staking rewards and seasonal Forecast Arena leaderboard rewards.

Presale · 24%

Sold to early supporters through the presale on swiftagent.io.

Liquidity · 15%

Trading liquidity so $SWA can be bought and sold once it lists.

Team · 8%

The people building and running SwiftAgent.

Airdrop & Community · 8%

Airdrops, community campaigns and the referral program.

Marketing & Partnerships · 6%

Growth campaigns and data and exchange partnerships.

Advisors · 3%

People who advise us on markets, data and security.

// 12 · PRESALE

How to join the presale

The $SWA presale runs on swiftagent.io and accepts BNB on BNB Smart Chain. It ends when the countdown on the presale page reaches zero.

1 **Connect your wallet**
Open the presale on swiftagent.io and connect a wallet on BNB Smart Chain.

2 **Enter an amount**
Type how much BNB you want to spend. The minimum is 0.1 BNB, and the form shows how much $SWA you'll get at the current presale rate.

3 **Add a referrer (optional)**
If someone sent you a referral link, their address fills in automatically.

4 **Confirm the purchase**
Approve the transaction in your wallet. You'll see a confirmation on the page once it goes through.

5 **Add $SWA to your wallet**
Use the "Add $SWA to MetaMask" button so the token shows up in your wallet.

After buying, you can copy your own referral link from the presale form and share it to earn a bonus when friends join.

// 13 · GOVERNANCE

How decisions get made

Until governance goes live in Q4 2027, the core team sets protocol parameters such as Arena fees and reward rates, and announces changes publicly before they take effect. After that, $SWA holders vote on these settings, along with which markets get listed and how the community allocation is spent.

// 14 · ROADMAP

What we're building next

The forecasting engine comes first, because everything else depends on it. After that come the research tools, then the Forecast Arena, and then the wider ecosystem.

Q4 2026

IN PROGRESS

Foundation

- → $SWA presale launch
- → Market & on-chain data infrastructure
- → Sentiment pipeline for X, Telegram and news

Q1 2027

Forecast Engine Beta

- → Fine-tuned price forecasting models
- → Multi-timeframe predictions
- → Public accuracy tracking

Q2 2027

Intelligence Suite

- → SwiftAgent AI Analyst chat
- → Whale & smart-money alerts
- → Telegram and push signal alerts

Q3 2027

Forecast Arena

- → On-chain prediction markets on BNB Chain
- → Stake $SWA on outcomes
- → Seasonal leaderboards and rewards

Q4 2027

Ecosystem Expansion

- → Developer API & SDK
- → Multi-chain markets
- → $SWA governance

Dates are targets, not promises. If something slips, we'll say so publicly and explain why.

Please read this part

We want people to use SwiftAgent with their eyes open. These are the main risks.

Forecasts can be wrong They're probabilities, not guarantees. A 70% forecast fails three times out of ten, and models can break down when markets behave in new ways.	**Crypto is volatile** Prices of $SWA and every other token can fall sharply, including to zero.
Smart contract risk The presale, staking and Arena contracts may contain bugs that lead to loss of funds.	**Oracle risk** Arena markets depend on price oracles. A faulty or delayed oracle could settle a market incorrectly.
Delivery risk Features on the roadmap may ship late, change or not ship at all.	**Regulatory risk** Rules for tokens and prediction markets differ by country and may change. Some features may not be available where you live.
Liquidity risk There's no guarantee $SWA will list on any exchange or that you'll be able to sell it when you want to.	**Wallet security** If you lose your keys or sign a malicious transaction, nobody can reverse it.

Disclaimer

This whitepaper is for information only. It is not financial, investment, legal or tax advice, and it is not an offer or solicitation to buy or sell any security or financial product. $SWA is a utility token for the SwiftAgent platform. It does not give holders ownership, equity, profit share or any claim on SwiftAgent or its team. Nothing here promises future value or returns. Forward-looking statements, including the roadmap and descriptions of features in development, reflect current plans and may change without notice. Only buy $SWA if you understand the risks and can afford to lose the full amount. Check the rules in your own country before taking part, and talk to an independent adviser if you're unsure. SwiftAgent Labs may update this document; the latest version is always at swiftagent.io.

SwiftAgent

Stop guessing where crypto goes next

Forecasts, market intelligence, the AI Analyst and the Forecast Arena, all powered by $SWA.

© 2026 SWIFTAGENT LABS